


LOOK FOR



FEATURING THE NFL'S TOP QUARTERBACKS AND EVERY OTHER PLAYER THAT COUNTS!

NFL QUARTERBACK CLUB 96



AKkaim
entertainment, inc.

WF WRESTLEMANIA THE ARCADE GAME



INSTRUCTION MANUAL

AKkaim
entertainment, inc.

CONTENTS

Ladies And Gentlemen-- WF WrestleMania®: The Arcade Game!	2
Preparing To Enter The Ring	3
Installation	3
Configuring Your Game	4
A Look At The Arena	6
Essential Offense & Defense	7
Four Button Controls	7
Keyboard 1 Controls	8
Keyboard 2 Controls	9
Gravis GriP Adapter Controls	9
Stepping Up The Attack	10
The Superstars Of WF WrestleMania®: The Arcade Game	
Bam Bam Bigelow™	14
Doink™	15
Bret "Hit Man" Hart™	16
Lex Luger™	17
Shawn Michaels™	18
Razor Ramon™	19
The Undertaker™	20
Yokozuna™	21
WF WrestleMania®: The Arcade Game Strategies For Survival!	22

LADIES AND GENTLEMEN-- **WF** WRESTLEMANIA®: THE ARCADE GAME!

Sure, you've wrestled before. Maybe you've tried competing in the Royal Rumble®. Maybe you've taken the Steel Cage Challenge®. Maybe you've even tried wrestling Raw®!

So?

None of that can possibly prepare you for the wildest, most incredibly action-packed wrestling ever-- **WF** WrestleMania®: The Arcade Game!

You can be Shawn Michaels™--and stun your opponent with the spectacular acrobatics of the Frankensteiner™! You can be The Undertaker™--and bury your opponent's chances of victory with the tombstone slam! You can be Yokozuna™--and crush your foe with 568 pounds of banzai splash!

But **WF** WrestleMania®: The Arcade Game action goes far beyond even these sensational maneuvers! As Razor Ramon™, you can transform your arm into a razor swipe! As Doink™, you can literally stun your opponent with an electrified joy buzzer!

WF WrestleMania®: The Arcade Game is all this--and much more! It's two-on-one and three-on-one bouts on the way to the Intercontinental or World Wrestling Federation® titles! It's senses-shattering action that spills out of the ring! It's a host of secret moves and maneuvers that you'll learn only through experience in--and out of--the ring! It's the most amazing wrestling action on the mat or in the air you'll ever experience!

It's **WF** WrestleMania®: The Arcade Game--and it's the most spectacularly sensational wrestling challenge the world has ever seen!


MINIMUM SYSTEM REQUIREMENTS


- 486 SX/25 MHz PC
- 8MB RAM, double speed CD-ROM drive
- 17MB hard disk space for full install (8MB for partial install)
- DOS 5.0 or greater (Windows 95 compatible)
- VGA graphics card
- Gamepad and sound card recommended


Supports: 4-button gamepads, 2-button joysticks, Gravis GrIP Adapter; SoundBlaster, SoundBlaster Pro, SoundBlaster 16, and SoundBlaster AWE32 and 100% compatibles, Gravis Ultrasound, Media Vision Pro Audio Spectrum, New Media WaveJammer, Ensoniq SoundScape, ESS Technology ES688, General MIDI, Roland Rap-10/SCC1/LAPC-1/SCD-10/SCD-15, Ad Lib, WaveBlaster I & II, and generic Yamaha OPL3-based FM


PREPARING TO ENTER THE RING



INSTALLATION

Note:  WRESTLEMANIA® The Arcade Game cannot be played directly from the CD-ROM, and so must be installed to your hard disk. You must have at least 17 MB free for a FULL installation (8MB for PARTIAL).

1. Turn on your computer. Insert the  WRESTLEMANIA®: The Arcade Game CD-ROM disc (located in the jewel case in your package) into your CD-ROM drive (using a disc caddy if appropriate).




2. At the DOS prompt (C:\>), type the letter corresponding to the CD-ROM drive on your computer (most are either D:\> or E:\>) followed by a colon (:), then press the  key.


3. At the D:\> or E:\> prompt, type INSTALL .





4. The Installation Program will run. Follow the on-screen prompts to install  WRESTLEMANIA®: The Arcade Game to your hard disk drive. **NOTE:** You can choose either a FULL or PARTIAL installation by highlighting FULL or PARTIAL with the UP or DOWN arrow key, then pressing .

- Choosing FULL installation will install the entire game directly onto your hard drive. This will give the best game performance, and is recommended. You must have at least 17MB of hard drive space free for a full installation.

- Choosing PARTIAL installation will install only a portion of the game (8 MB) directly onto your hard drive, and access the CD-ROM for the remainder of the program. This saves space on your hard drive, but results in slower loading time.

- To run  WRESTLEMANIA®: The Arcade Game once it is installed on your hard disk, ensure that you are in the  WRESTLEMANIA®: The Arcade Game directory, then type 'WWF'  at the 'C:\ACCLAIM\WMANIA>' prompt.

If you experience any difficulty installing  WrestleMania®: The Arcade Game, please refer to the Technical Supplement included with your game.

3 When you see the  WrestleMania®: The Arcade Game title screen, you will see on-screen prompts to either start playing (Player 1 press  to begin, Player 2 press ) or to configure your game (press ).

NOTE: You must configure your game to change keyboard and/ or joypad controls before game play. If using a joypad, you **MUST** choose this option in order to calibrate your joypad for proper game play. This does **NOT** apply to the Gravis GrIP Adapter, which calibrates your Gravis GrIP joypad automatically.

CONFIGURING YOUR GAME

A: Change Keyboard Map

This option allows you to change the default keys for Player 1 and Player 2. To do so, follow on-screen instructions.

B: Joypad

This option allows you to choose from a selection of pre-set button configurations for 2 Button, 4 Button or Gravis GrIP joypads. To do so, follow on-screen instructions.

C: Joypad Configuration

Your joypad should be configured in order to ensure that the direction controls work properly. To do so, follow on-screen instructions.

D: Set Music Volume

Set game music to the desired volume by using arrows to move the slider between Minimum and Maximum volume levels.


E: Configure Sound

You **MUST** configure your sound driver to suit your particular sound card. However, **YOU MUST EXIT THE GAME TO DO SO.** Follow on-screen instructions to configure your sound driver.

F: Default Hardware Setup

This option resets all settings to the defaults.

SETTING OPTIONS

 WrestleMania®: The Arcade Game offers several ways to make your wrestling even more thrilling. To set options, press any button. The options screen will pop up. Press **UP** or **DOWN** to highlight an option, and **LEFT** or **RIGHT** to toggle the desired setting. When you're through, highlight **EXIT** to return to the wrestler select screen.

BLOCKING

When set to **ON**, your computer opponents can block blows. Or take the easy way to a victory by choosing **OFF**, disabling their blocking ability.

DIFFICULTY

Set the play difficulty, from Easy all the way to Get Real.

CLOCK SPEED

Set how fast the clock will run down, from Very Slow to Very Fast.

BUDDY MODE

In a two-player game, setting Buddy Mode ON will give each player a CPU-controlled "buddy" to help battle your opponent(s).

CHOOSING WRESTLERS

Press **UP** and **DOWN** direction arrows/ keys to move the cursor to your favorite wrestler. Once you've selected a wrestler, press any button/key and join in the merry mayhem of **W** WrestleMania®: The Arcade Game!

If you are playing a two-player game, the computer will, after you've chosen your wrestlers, ask you to choose between a head-to-head bout or a cooperative tag team contest.

If you are playing a one-player game, the computer will choose your opponents automatically. You will also be asked whether you want to compete for the

Intercontinental or World Wrestling Federation® title. Make your decision wisely: There are serious challenges awaiting you in each case!


PLAYER CONTROLS AND INPUT DEVICES

WrestleMania® is for up to two players. Player 1 may choose to use either a six-button Gravis GriP joystick, a four-button Gravis-type joystick, Keyboard 1, or a combination of Keyboard 1 and a two-button joystick. Unless using a second six-button Gravis GriP joystick, Player 2 is ALWAYS Keyboard 2.

ONE PLAYER GAMES

Intercontinental Title: First, wrestle in four one-on-one bouts, then face a grueling series of vicious one-on-two matches, culminating in a savage one-on-three bout! Win them all, and you're the Intercontinental Champion!

World Wrestling Federation® Title: You wrestle two-on-one handicap bouts against all the other wrestlers, then you compete in a series of three-on-one bouts against all eight wrestlers! Then triumph in the final Royal Rumble® match and become the World Wrestling Federation® Champion!



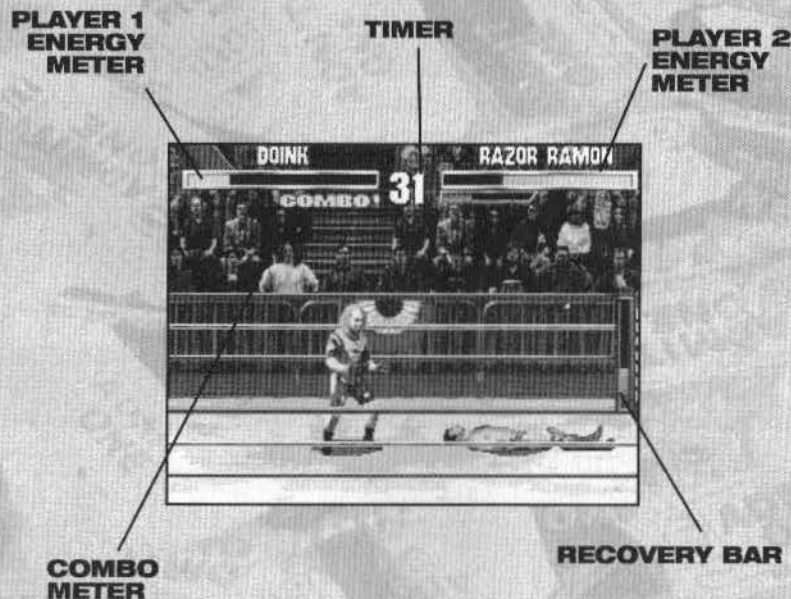
TWO PLAYER GAMES

Head to Head: You and an opponent battle it out in a best of three one-fall matches!

Cooperative: You and a partner wrestle two-on-two against all the great athletes in **W** WrestleMania®: The Arcade Game—including yourselves! Once one opponent is defeated, another rolls in to take a shot at the two of you. Once all eight wrestlers have been defeated, you're crowned as Tag Team Champions!

A LOOK AT THE ARENA

Here's a view of the ring where all the **W** WrestleMania®: The Arcade Game action takes place!



PLAYER 1 ENERGY METER

This displays Player 1's remaining energy. It goes down as hits are sustained. When it's empty, you'll be on the canvas.

PLAYER 2 ENERGY METER

Same as Player 2.

TIMER

Rounds consist of 99 seconds, after which the match is over. The winner at the end of the match is the one with the most energy.

RECOVERY BAR

This meter appears when you're really beaten down or thrown into the ropes. Hasten your recovery by rapidly pressing any button.

COMBO MOVES ALERT

Note: When the combo moves alert is activated (this happens after you successfully execute certain moves), you'll be able to unleash spectacular combo moves!

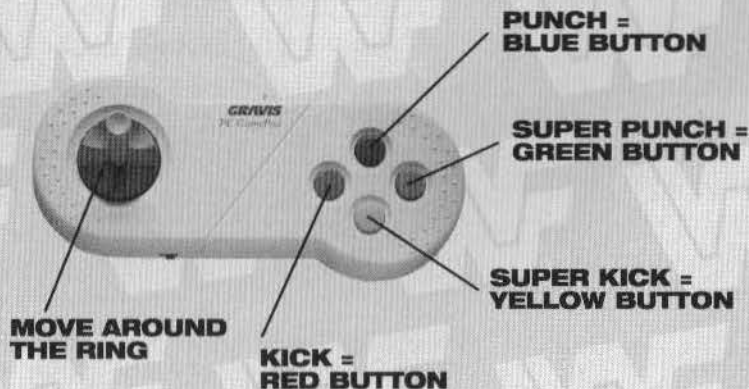
ESSENTIAL OFFENSE & DEFENSE

Don't even think of climbing into the WrestleMania® ring unless you know the offensive and defensive basics! Some wrestlers can pick up their opponents, while some can unleash punishing uppercuts. Experiment to find out who is capable of administering these outrages.

NOTE: These are **DEFAULT CONTROL SETTINGS**. You may change these settings on the pop-up Options screen.

OFFENSE:

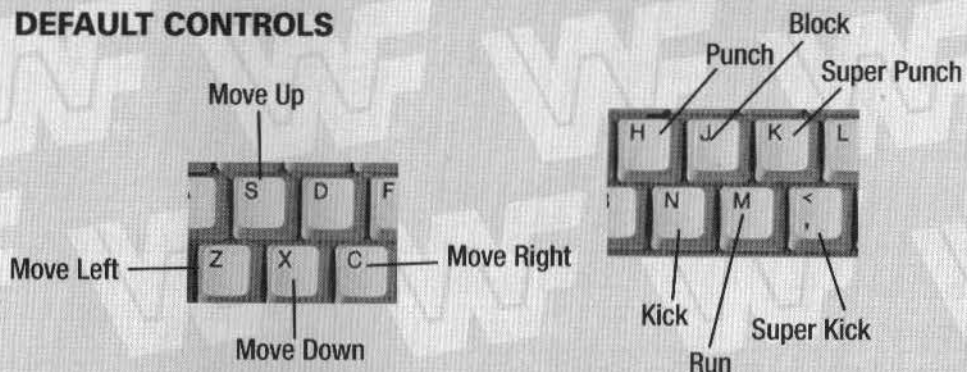
4 BUTTON JOYPAD DEFAULT CONTROLS



7

Run	PUNCH + KICK (RED+ BLUE BUTTONS TOGETHER)
Block	RED + GREEN BUTTONS TOGETHER
Pick Up Opponent	YELLOW + GREEN BUTTONS TOGETHER
Head Hold	TOWARD, TOWARD + SUPER PUNCH (GREEN BUTTON)
Uppercut	HEAD HOLD, DOWN + SUPER PUNCH (GREEN BUTTON)

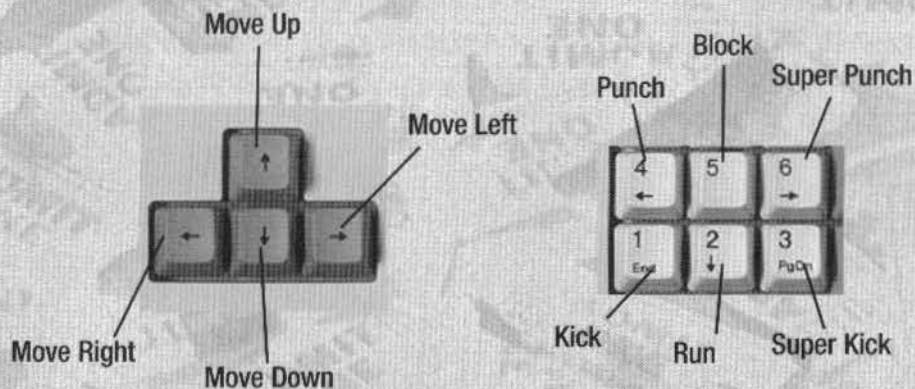
PLAYER 1 DEFAULT CONTROLS



Run	M
Block	J
Pick Up Opponent	SUPER PUNCH + SUPER KICK (, + K KEYS)
Head Hold	TOWARD, TOWARD + SUPER PUNCH (K KEY)
Uppercut	HEAD HOLD, DOWN + SUPER PUNCH (K KEY)

8

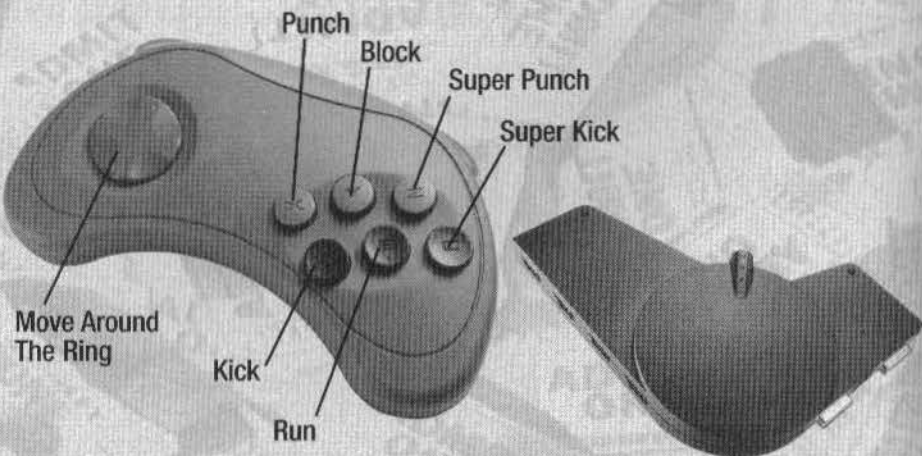
PLAYER 2 DEFAULT CONTROLS



Pick Up Opponent	SUPER PUNCH + SUPER KICK (6 + 3 KEYS)
Head Hold	TOWARD, TOWARD + SUPER PUNCH (6 KEY)
Uppercut	HEAD HOLD, DOWN + SUPER PUNCH (6 KEY)
Throw Your Opponent Into The Ropes	move in close, then press AWAY, AWAY, SUPER PUNCH
Take Down	AWAY, AWAY, PUNCH

GRAVIS G-rIP CONTROLLER AND ADAPTER

NOTE: In a 2-player game using the Gravis G-rIP, BOTH players share the same button layout. The buttons cannot be configured separately.



GRAVIS G-rIP CONTROLS CHART

Block	Y BUTTON
Run	B BUTTON
Pick Up Opponent	SUPER PUNCH + SUPER KICK (Z + C BUTTONS)
Head Hold	TOWARD, TOWARD + SUPER PUNCH (Z BUTTON)
Uppercut	HEAD HOLD, DOWN + SUPER PUNCH (Z BUTTON)

DEFENSE:

To **PUSH AWAY A BLOCKED OPPONENT**, hold the **BLOCK BUTTON** and hit the **PUNCH** key/ button.

To break your opponent's hold when he has you by the head, press **KICK**, or experiment with reversal moves by utilizing one of the following button combinations: (a) **DOWN, DOWN, SUPER KICK**, or (b) **TOWARD, TOWARD, SUPER PUNCH**. The resulting moves will be different for each wrestler--and these are not the only moves available! Experiment during competition to uncover all the available maneuvers!

To **ROLL OUT** of the way when you've been dropped to the mat, press **UP** or **DOWN** direction buttons/keys.

STEPPING UP THE ATTACK!

Now that you've mastered the basics, here are just some of the skills that will take you from fighting for survival to fighting for a victory!



TAKE TO THE AIR!

Want to launch an attack from the top turnbuckle? Go for it! Move toward the upper left or right corner of the ring, then use the **UP/RIGHT** or **UP/LEFT** direction key/button to climb to the top turnbuckle! Then press any moves button/ key to soar above the ring!

GET OUT OF THE RING!

There are plenty of cases where the action gets so wild the ring can't contain it all! Go ahead and battle your opponent on the arena floor ... but get back into the ring before your energy is depleted, or you'll be disqualified and lose the match!

COMBINATION MOVES

Nothing is more devastating to opponents than combination moves! Some players have managed 30-hit combinations— now THAT'S GOT TO HURT!

Experiment to see what YOUR wrestler's particular combinations are! When a combination hit is made, the combo counter appears on screen, telling you that somebody just got a whipping!

SECOND WIND

There's life after sudden-death in **W** *WrestleMania*®: The Arcade Game ! If you're pinned in the final round but your combo meter is lit, get a second wind by frantically pressing buttons.



BUT WAIT...THERE'S MORE!

McMAHON: "Now if you want to really launch an attack on your foe..."

LAWLER: "Keep quiet, McMahon!"

McMAHON: "...then experiment with various button combinations..."


LAWLER: "They don't need to know this, McMahon!"

McMAHON: "...like double-press the D-PAD in the direction of your opponent, then..."

LAWLER: "Oh, man, I can't believe this is happening!"

McMAHON: "...or press AWAY—"

LAWLER: "All right, that's enough! ENOUGH!"



MAYHEM MOVES!

There are tons of special mayhem moves in **W** *WrestleMania*®: The Arcade Game! Some are revealed in the wrestler bios, others have to be learned...

THE SUPERSTARS OF W WRESTLEMANIA®: THE ARCADE GAME

The World Wrestling Federation® is home to the greatest athletes in the wrestling world today! On the pages that follow, you're provided with essential information that will help guide you through the unprecedented dangers of the W WrestleMania®: The Arcade Game ring ... and, with a lot of skill and just a little bit of luck, take you all the way to the Intercontinental Championship-- or even the World Wrestling Federation® Title!

NOTE: The moves below assume that your opponent is to the right. To perform a move in the opposite direction, reverse the motion.

P = Punch Button

K = Kick

SP = Super Punch

SK = Super Kick



"I'm ready to make things hot for my opponent tonight!"




"Hailing from Asbury Park, New Jersey, standing 6'4" and weighing 400 pounds..."


"You've got to be impressed by those flaming tattoos on Bigelow's head!"



"Hey, McMahon, maybe you can have somebody tattoo you a personality!"



W WRESTLEMANIA®: THE ARCADE GAME MAYHEM! Figure out how to do the pogo piledriver!



FAVORITE MANEUVERS:

FIRE PUNCH: Hold **P** 3 seconds, then release and tap **P**

JUMP KICK: ← ← **SK**

BACK DROP: ← ← **P**

FLYING DROPKICK: Run, **K** or **SK**

SUPER CLOTHESLINE: Run, **P** or **SP**

W SUPERSTAR FAST FACT!
Bam Bam Bigelow™ wrestled football legend Lawrence Taylor at WrestleMania® XI!



"Hey, put 'er there, pal!
Let's shake! Hey,
whatsa matter- you
don't trust me?!"



"This clever clown
comes straight
from the circus.
He stands 6' and
weighs in at
243 pounds..."

"Tricks? It all
seems like cunning
strategy to
me, McMahon!"



"You never know
what kinds of
new tricks Doink
has up his
colorful sleeve!"



WRESTLEMANIA®:
THE ARCADE GAME
MAYHEM! Figure out
how to jolt your
opponent with the
joy buzzer!



FAVORITE MANEUVERS:

- EAR SLAP: ↓ ↓ → P
- HAPPY HAMMER: → → SK
- SUPER CLOTHESLINE: Run, P or SP
- HIP TOSS: ← ← P
- HEAD SLAM: Head hold, ↓ ↓ SK

WRESTLEMANIA®
FAST FACT!

Doink™ and his midget-clown
counterpart Dink™ teamed up to
battle Bam Bam Bigelow™ and
Luna™ at WrestleMania® X!

"In the **W**, there is
only one excellence of
execution, and that's
me, the 'Hit Man™'!"

BRET
HIT MAN
HART™



"Hailing from
Calgary, Alberta,
he stands 6' 1"
and weighs
234 pounds..."

"Are you kidding
McMahon. I
wouldn't spit on
him if he
were on fire!"



"Unquestionably
one of your
favorite wrestlers,
Jerry Lawler!
Ha, ha, ha!"



WRESTLEMANIA®:
THE ARCADE GAME
MAYHEM! Figure out how
to make 'em cry "Uncle"
with the arm drag!



FAVORITE MANEUVERS:

- EYE RAKE: ↓ ↓ → P
- ROLLING UPPERCUT: ↓ ↓ → SP
- ARM DRAG: ← ← P
- BULLDOG: Head hold, ↓ ↓ SK
- FLYING CLOTHESLINE: Run, P or SP

WRESTLEMANIA®
FAST FACT!

At WrestleMania® XI, Bret Hart™
beat two-time former World
Federation Champion Bob
Backlund™ in an "I Quit"
match—using his own finishing
move against him!



LEX LUGER

"Nobody in the **W** can match my total package of brains and sheer power!"



"This powerful native of Atlanta, Georgia, stands 6'5" and weighs 275 pounds..."

"Hey, it's Vince McMahon: master of the obvious!"



"Luger is unquestionably one of the most powerful athletes in the world today."



W WRESTLEMANIA®: THE ARCADE GAME MAYHEM! Figure out how to smash your opponent with a medieval mace!



FAVORITE MANEUVERS:

SLIDING ELBOW: → → **P**

DOUBLE AXEHANDLE SMASH:

When next to opponent, **SP**

VERTICAL SUPLEX: Head hold, → → **SP**

REBEL RACK: lift over head, ↑ **SK**

HIP TOSS: ← ← **P**

W SUPERSTAR FAST FACT!

Lex Luger™ is so strong he once bodyslammed the then-505-pound Yokozuna™ on the deck of the aircraft carrier Intrepid!

"Take a look at the best, folks—it's your pleasure and privilege to watch me wrestle!"

Shawn Michaels



"From San Antonio, Texas, he stands 6' 1" and weighs 235 pounds..."

"That's right, McMahon: Pound for pound, Michaels is the best in the **W** – besides me, of course!"



"Now I know this truly is one of your favorite **W** competitors, 'King' Lawler!"



W WRESTLEMANIA®: THE ARCADE GAME MAYHEM! Figure out how to horrify your opponent with the Frankenstein™!



FAVORITE MANEUVERS:

FRONT LEG TRIP: → → **K**

SUNSET FLIP: Run, **SP**

BODYSLAM: ← ← **P**

SPEED KICK: ↓ ↓ → **K**

ARM BEND: Head hold, → → **P**

W SUPERSTAR FAST FACT!

Shawn Michaels™ has twice held the **W** Intercontinental Title!



**RAZOR
RAMON**

"You think you can handle this much machismo, man? Just give it a try, chico!"



"From Miami, Florida, standing 6'7" and weighing in at 262 pounds..."

"The Bad Guy looks particularly determined tonight, Jerry Lawler!"



"I'll bet Ramon has more machismo in one finger than you have in your whole body, McMahon!"



W WRESTLEMANIA®: THE ARCADE GAME MAYHEM! Figure out how to shake your opponent like a rug!



FAVORITE MANEUVERS:

UPPERCUT: Head hold, ↓ SP

RAZOR'S EDGE: Head hold, → → SP

PILEDRIVER: Head hold, ↓ ↓ SK

HIP TOSS: ← ← P

RAZOR SWIPE: Head hold, ↑ or ↓ P

W SUPERSTAR FAST FACT!

Razor Ramon™ battled Shawn Michaels™ in a spectacularly memorable ladder match at WrestleMania® X!



UNDERTAKER

"My victory will be your funeral!"



"This 6'11" star hails from Death Valley and weighs in at 322 pounds..."

"My goodness, that pasty-white flesh of his!"



"Yeah, Undertaker doesn't seem to be getting much sun these days, McMahon!"



W WRESTLEMANIA®: THE ARCADE GAME MAYHEM! Figure out how to hurl punishing demons at your opponents!



FAVORITE MANEUVERS:

SNAP MARE: ← ← P

SUPER UPPERCUT: Head hold, ↓ SP

TOMBSTONE SLAM: → → SK

NECK BENDER: Hold P for 3 seconds, release

DROPKICK: Run, K or SK

W SUPERSTAR FAST FACT! Undertaker™ is a former World Wrestling Federation® Champion!



YOKOZUNA™

"My man Yokozuna will crush anyone who gets in his way!"



"This former sumo champion from Japan stands 6'4" and weighs a massive 568 pounds..."

"I'll bet just one of Yoko's thighs weighs more than all of Mr. Fuji!"



"Unquestionably, that is a big, big man! You certainly don't want to be on the wrong end of his banzai drop!"



W WRESTLEMANIA®:
THE ARCADE GAME MAYHEM! Figure out how to hurt your opponent like a rag doll!



FAVORITE MANEUVERS:

BUCKET SLAM: next to opponent

BELLY BOUNCE:

SCISSOR SMASH:

SUPLEX: Head hold,

BANZAI DROP: Any button (except block) off the turnbuckle

W SUPERSTAR FAST FACT!
Yokozuna™ is a two-time former World Wrestling Federation® Champion!

W WRESTLEMANIA®: **THE ARCADE GAME STRATEGIES FOR SURVIVAL!**

Even if you've mastered everything in this manual, there's more to **W** WrestleMania®:The Arcade Game than meets the eye! A few final tips will help take you beyond the squared circle into a new realm of **W** WrestleMania®:The Arcade Game excitement!

***Explore various combinations of buttons. You never know when you'll discover a brand-new move for a unique offensive or defensive situation!

***In two-on-one and three-on-one handicap bouts, your opponents are likely to be so fired up they'll wind up battling each other! Use this advantage wisely!

***If you're going to go to the air, move quickly: Just because you're on the top turnbuckle doesn't mean your opponent won't attack you and send YOU crashing to the arena floor!

NOTES

NOTES

NOTES

ACCLAIM® LIMITED WARRANTY

END-USER LICENSE AGREEMENT

PLEASE READ THIS LICENSE CAREFULLY BEFORE BREAKING THE SEAL ON THE DISC PACKAGE. BY BREAKING SUCH SEAL, YOU ARE AGREEING TO BE BOUND BY THE TERMS OF THIS LICENSE. IF YOU DO NOT AGREE TO THE TERMS OF THIS LICENSE, PLEASE DO NOT OPEN THE DISC PACKAGE AND PROMPTLY RETURN THE UNOPENED SOFTWARE TO THE PLACE WHERE YOU OBTAINED IT AND YOUR MONEY WILL BE REFUNDED.

- License:** The software in this package (hereinafter "Software"), regardless of the media on which it is distributed, is licensed to you by Acclaim Entertainment, Inc. on behalf of itself and third party owners ("Licensors") of copyrighted material and trademarks which may be incorporated into the Software. You own the medium on which the Software is recorded, but ACCLAIM and ACCLAIM's Licensors (referred to collectively as "ACCLAIM") retain title to the Software and related documentation. You may use the Software on a single computer and make one copy of the Software in machine-readable form for backup purposes only. You must reproduce on such copy ACCLAIM's copyright notice and any other proprietary legends that were on the original copy of the Software.
- Restrictions and Termination:** The Software contains copyrighted materials, trade secrets and other proprietary material. In order to protect them, and except as permitted by applicable legislation, you may not: (a) decompile, reverse engineer, disassemble or otherwise reduce the Software to a human-perceivable form; (b) modify, network, rent, lend, loan, distribute or create derivative works based upon the Software in whole or in part; or (c) electronically transmit the Software from one computer to another or over a network. You may terminate this License at any time by destroying the Software, related documentation and all copies thereof. This License will terminate immediately without notice from ACCLAIM if you fail to comply with any provision of this License. Upon termination you must destroy the Software, related documentation and all copies thereof.
- Limitations and Exclusions of Warranties:**
 - ACCLAIM warrants to the original purchaser that the tangible media on which the Software is recorded to be free from defects in materials and workmanship under normal use for a period of ninety (90) days from the date of purchase as evidenced by a copy of the receipt. ACCLAIM's entire liability and your exclusive remedy will be, at ACCLAIM's option, the repair or replacement of the media not meeting ACCLAIM's limited warranty and which is returned, postage prepaid, to ACCLAIM's Factory Service Center with a copy of the receipt. ACCLAIM will have no responsibility to replace any media damaged by accident, abuse or misapplication. ANY IMPLIED WARRANTIES OF MERCHANTABILITY AND FITNESS FOR A PARTICULAR PURPOSE, ARE LIMITED IN DURATION TO NINETY (90) DAYS FROM THE DATE OF PURCHASE.
 - You expressly acknowledge that use of the Software is at your sole risk. The Software and related documentation are provided "AS IS" and without warranty of any kind. ACCLAIM EXPRESSLY DISCLAIMS ALL WARRANTIES, EXPRESS AND IMPLIED, INCLUDING, BUT NOT LIMITED TO, THE IMPLIED WARRANTIES OF MERCHANTABILITY AND FITNESS FOR A PARTICULAR PURPOSE. ACCLAIM DOES NOT WARRANT THAT THE FUNCTIONS CONTAINED IN THE SOFTWARE WILL BE UNINTERRUPTED OR ERROR-FREE, OR THAT DEFECTS IN THE SOFTWARE WILL BE CORRECTED, OR THE RESULTS OF THE USE OF THE SOFTWARE OR RELATED DOCUMENTATION IN TERMS OF THEIR CORRECTNESS, ACCURACY, RELIABILITY, CURRENTNESS, OR OTHERWISE. NO ORAL OR WRITTEN INFORMATION OR ADVICE GIVEN BY ACCLAIM SHALL CREATE A WARRANTY OR IN ANY WAY INCREASE THE SCOPE OF THIS WARRANTY. SHOULD THE SOFTWARE PROVE DEFECTIVE, YOU (AND NOT ACCLAIM) ASSUME THE ENTIRE COST OF ALL NECESSARY SERVICING, REPAIR OR CORRECTION.
 - UNDER NO CIRCUMSTANCES INCLUDING NEGLIGENCE, SHALL ACCLAIM, OR ITS DIRECTORS, OFFICERS, EMPLOYEES OR AGENTS, BE LIABLE TO YOU FOR ANY INCIDENTAL, INDIRECT, SPECIAL OR CONSEQUENTIAL DAMAGES (INCLUDING DAMAGES FOR LOSS OF BUSINESS PROFITS, BUSINESS INTERRUPTION, LOSS OF BUSINESS INFORMATION, AND THE LIKE) ARISING OUT OF THE USE, MISUSE OR INABILITY TO USE THE SOFTWARE OR RELATED DOCUMENTATION, EVEN IF ACCLAIM HAS BEEN ADVISED OF THE POSSIBILITY OF SUCH DAMAGES. In no event shall ACCLAIM's total liability to you for all damages, losses, and causes of action (whether in contract, tort (including negligence) or otherwise) exceed the amount paid by you for the Software.
 - Some states do not allow exclusions or limitations of implied warranties or of damages, so that the above exclusions and limitations may not apply to you. This warranty gives you specific legal rights, and you may also have other rights which vary by jurisdiction.
- Export Law Assurance/Government End Users:** You agree and certify that neither the Software nor any other technical data received from ACCLAIM, nor the direct product thereof, will be exported outside the United States except as authorized and as permitted by the laws and regulations of the United States. If the Software has been rightfully obtained by you outside of the United States, you agree that you will not reexport the Software nor any other technical data received from ACCLAIM, nor the direct product thereof, except as permitted by the laws and regulations of the United States and the laws and regulations of the jurisdiction in which you obtained the Software. If you are acquiring the Software on behalf of any unit or agency of the United States Government, the following provisions apply. The Government agrees: (a) if the Software is supplied to the Department of Defense (DOD), the Software is classified as "Commercial Computer Software" and the Government is acquiring only "restricted rights" in the Software and its documentation as that term is defined in Clause 252.277-7013(c)(1) of the DFARS; and (b) if the Software is supplied to any unit or agency of the United States Government other than the DOD, the Government's rights in the Software and its documentation will be as defined in Clause 52.227-19(c)(2) of the FAR or, in the case of NASA, in Clause 18-52.227-86(d) of the NASA Supplement to the FAR.
- Miscellaneous:** This License shall be governed by and construed in accordance with the laws of the United States and the State of New York, as applied to agreements entered into and to be performed entirely within New York between New York residents. If for any reason a court of competent jurisdiction finds any provision of this license or portion thereof, to be unenforceable, the remainder of this License shall continue in full force and effect. This License constitutes the entire agreement between the parties with respect to the use of the Software and the related documentation, and supersedes all prior or contemporaneous understandings or agreements, written or oral, regarding such subject matter. No amendment to or modification of this License will be binding unless in writing and signed by a duly authorized representative of ACCLAIM.
- Inquiries/Technical Support:** Any questions concerning this Agreement should be addressed to:

ACCLAIM
Consumer Service/End User Agreement
One Acclaim Plaza
Glen Cove, NY 11542-2777

For technical support, please refer to the enclosed Technical Supplement for assistance. If your Software requires repair after the expiration of the 90-day Limited Warranty Period, you may contact the Consumer Service Department at the number listed below. You will be advised of the estimated cost of repair and shipping instructions.

ACCLAIM Hotline/Consumer Service Department (516)759-7800

Distributed and marketed by ACCLAIM ENTERTAINMENT, INC. One Acclaim Plaza, Glen Cove, New York 11542-2777

© WORLD WRESTLING FEDERATION, WRESTLEMANIA AND ITS LOGOS ARE REGISTERED TRADEMARKS OF TITANSPORTS, INC. ALL DISTINCTIVE CHARACTER NAMES AND LIKENESSES ARE TRADEMARKS OF TITANSPORTS, INC. © 1995 TITANSPORTS, INC. ALL RIGHTS RESERVED. SOFTWARE DEVELOPED BY SCULPTURED SOFTWARE, INC. © & © 1995 ACCLAIM ENTERTAINMENT, INC. ALL RIGHTS RESERVED. THE NFL QUARTERBACK CLUB IS A TRADEMARK OF THE NATIONAL FOOTBALL LEAGUE. © 1995 PLAYERS INC. ALL RIGHTS RESERVED. COVER PHOTOGRAPHY © SAM STONE/NFL PHOTOS. LOUIS DELUCA/NFL PHOTOS. ALL RIGHTS RESERVED. ACCLAIM IS A DIVISION OF ACCLAIM ENTERTAINMENT, INC.